

ALFRESCO  
GLASS SCREENS  
PRODUCT PROFILE

UNEX | SYSTEMS

SPECIALISTS IN ARCHITECTURAL BARRIER SYSTEMS

# ALFRESCO GLASS SCREENS

RETRACTABLE GLASS SCREENS FOR HIGH-END OUTDOOR LIVING SPACES



Exclusive Supplier of:

CLEAR  
EDGE  
glass systems



ALFRESCO  
GLASS SCREENS  
PRODUCT PROFILE

# MOVE THE GLASS TO SUIT THE ELEMENTS

## ENJOY YOUR OUTDOORS, ANY DAY, ANY SEASON

Exclusive Supplier of:  
**CLEAR  
EDGE**  
glass systems

How you can benefit from Alfresco Glass Screens...

- Fully retractable around corners, to provide unsurpassed flexibility
- Create a usable room all year round
- Enclose your balcony or alfresco area
- Protect furniture and equipment
- Increase the value of your property



FULLY OPEN ...



... FULLY CLOSED



# ALFRESCO GLASS SCREENS PRODUCT PROFILE

Exclusive Supplier of:

**CLEAR  
EDGE**  
glass systems

## GLAZING TECHNOLOGY FOR YOUR LIFESTYLE



Fully Closed



Partly Open



Fully Open



Flush Floor Track Option



Raised Floor Track Option



Interlocking Endcaps



Lock Mechanism



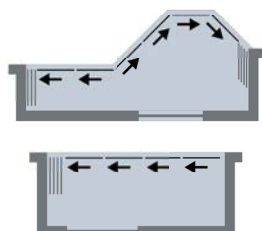
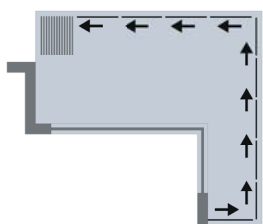
Glass Handle



Wall Posts

### TYPICAL CONFIGURATIONS


Can be straight, angled or curved in design, around corners, open inwards or outwards and open left, right or both ways.



### TECHNICAL DETAILS

- Weather resistant wool-pile strips on top and bottom track
- Heights up to 2800mm, with virtually unlimited width
- Flush track option – non trip hazard
- Accept 10, 12 & 15mm thick Toughened Safety Glass
- Interlocking end caps between panels
- Clear UV resistant weather seals between panels
- Built-in drainage channel option on inside of bottom track
- No rattling
- Height adjustment profile to compensate for new build setting
- Sleek aluminium frame

### GLASS MAXIMUM PANEL SIZES



Contact UNEX SYSTEMS now  
for further information.

**FREEPHONE:** 0800 333 777

**FAX:** (07) 850 9465

**EMAIL:**

info@unex.co.nz

**www.UNEX.co.nz**